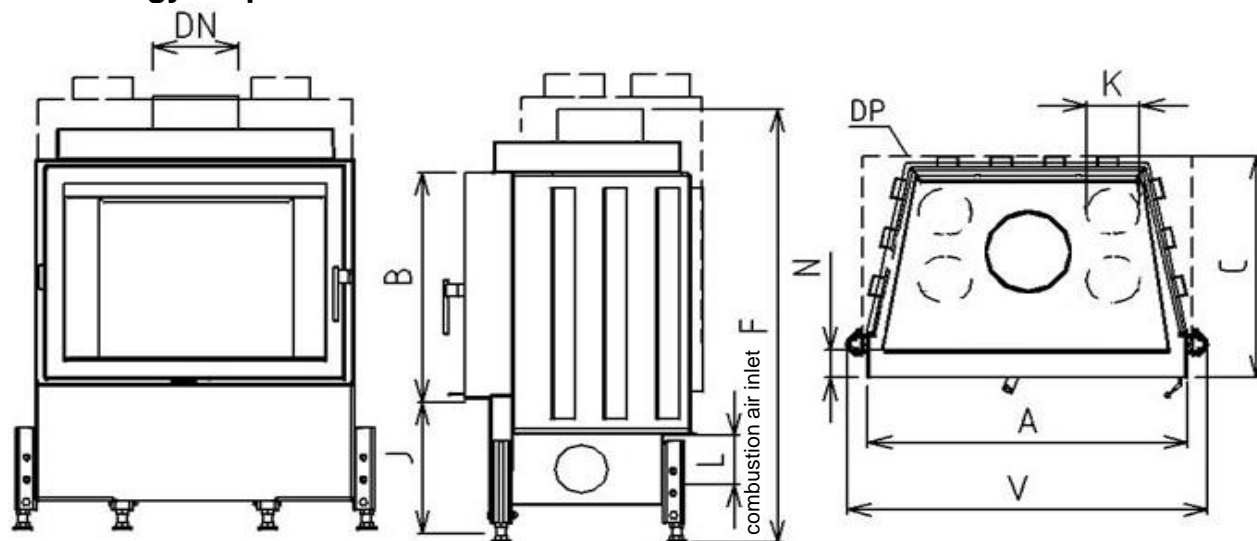


KAZETA L 73 LD 730/450,510

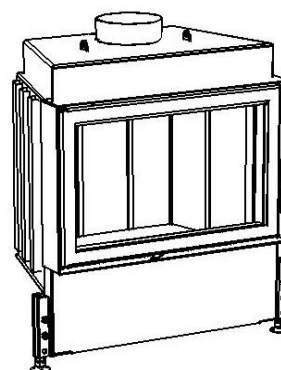
Low-energy range 73

Low-energy fireplace insert


Sizes			KAZETA L 73 LD 730/450	KAZETA L 73 LD 730/510
1	A	mm	730	
2	F	mm	960	1020
3	C	mm	470	
4	DN	Ø mm	180	
5	B	mm	450	510
6	V	mm	840	
7	R	mm		
8	AA	mm		
9	H	mm		
10	J	mm	325 + /160/	
11	K	Ø mm	4x125	
12	L	Ø mm	125	
13	M	mm		
14	N	mm	50	

Basic design:

Thermodynamic Hearth
 Segment chamotte lining
 Glass Classic
 Inox control grip-handle RP2
 Enviromentally friendly varnish



Technical parameters			
1	Nominal heat output	kW	6,5
2	Pressure required	Pa	12
3	Average efficiency	%	77
4	Average flue gas temperature	°C	259
5	Wood consuption	kg/h	2,1
6	Consumption of combustion air	m ³ /hod	19,5
7	Emission of CO to 13% O ₂	%	0,1
8	Flue gas mass flow	g/s	7,3
9	Weight	kg	215
10	Required min. cross section for circulating air - INPUT	cm ²	200
11	Required min. cross section for circulating air - OUTPUT	cm ²	325
12	Three-component insulated chimney - active height 5 m	Ø cm	180
13	Character of building construction with fireplace insert	warm air convection	Yes
		heat storage without conv	Yes

Optional accessories:

Cover frame (KR)
 Glass Reflex (SR)
 Black printed glass(SM)
 Black printed glass Reflex (SMR)
 External ashtray (VOP)
 Lower hearth (ZO)
 Convectional casing (DP)
 Rear feeding door (PD)
 Vertical heat-storing panel (AZ)
 Heat accumulation quadrant (APO)

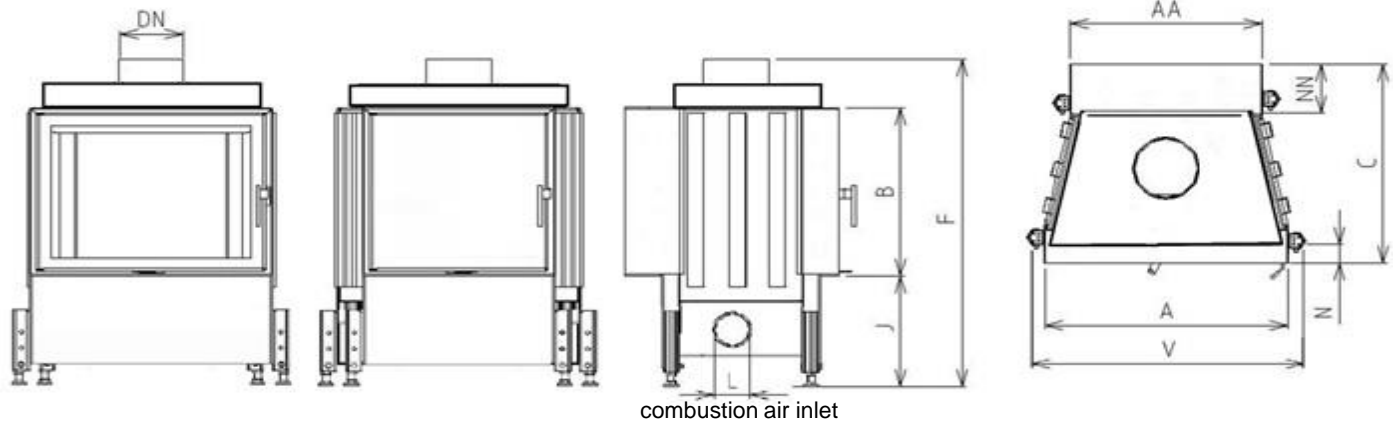
Test Method: ČSN EN 1322/A2:2007, FprEN16510-1, FprEN16510-2-2

Fireplace complies with the requirements: EN 13229, DIN +, BImSchV-Stufe 2, Commission Regulation (EU) č. 2015/1185 Ecodesign requirements

KOBOK reserves the right to change dimensions and parameters described in these sheets. The current edition can be downloaded from www.KOBOK.sk

KAZETA L 73 LD 730/450,510 PD 590/450,510

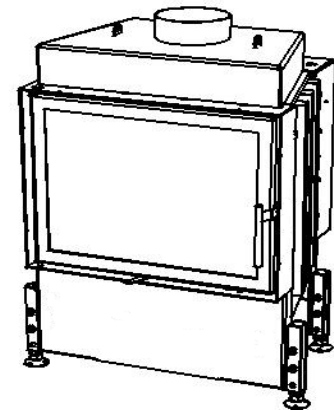
Low-energy range 73

Low-energy fireplace insert


Sizes			KAZETA L 73 LD 730/450 PD 590/450	KAZETA L 73 LD 730/510 PD 590/510
1	A	mm	730	
2	F	mm	960	1020
3	C	mm	600	
4	DN	Ø mm	180	
5	B	mm	450	510
6	V	mm	840	
7	R	mm		
8	AA	mm	590	
9	H	mm		
10	J	mm	325 + /160/	
11	K	Ø mm	4x125	
12	L	Ø mm	125	
13	NN	mm	70	
14	N	mm	50	

Basic design:

Thermodynamic Hearth
 Segment chamotte lining
 Glass Classic
 Inox control grip-handle RP2
 Enviromentally friendly varnish



Technical parameters			
1	Nominal heat output	kW	6,5
2	Pressure required	Pa	12
3	Average efficiency	%	77
4	Average flue gas temperature	°C	259
5	Wood consuption	kg/h	2,1
6	Consumption of combustion air	m ³ /hod	19,5
7	Emission of CO to 13% O ₂	%	0,1
8	Flue gas mass flow	g/s	7,3
9	Weight	kg	245
10	Required min. cross section for circulating air - INPUT	cm ²	200
11	Required min. cross section for circulating air - OUTPUT	cm ²	325
12	Three-component insulated chimney - active height 5 m	Ø cm	180
13	Character of building construction with fireplace insert	warm air convection	Yes
		heat storage without conv	Yes

Optional accessories:

Cover frame (KR)
 Glass Reflex (SR)
 Black printed glass(SM)
 Black printed glass Reflex (SMR)
 External ashtray (VOP)
 Lower hearth (ZO)
 Convectional casing (DP)
 Vertical heat-storing panel (AZ)
 Heat accumulation quadrant (APO)

Test Method: ČSN EN 1322/A2:2007, FprEN16510-1, FprEN16510-2-2

Fireplace complies with the requirements: EN 13229, DIN +, BImSchV-Stufe 2, Commission Regulation (EU) č. 2015/1185 Ecodesign requirements

KOBOK reserves the right to change dimensions and parameters described in these sheets. The current edition can be downloaded from www.KOBOK.sk