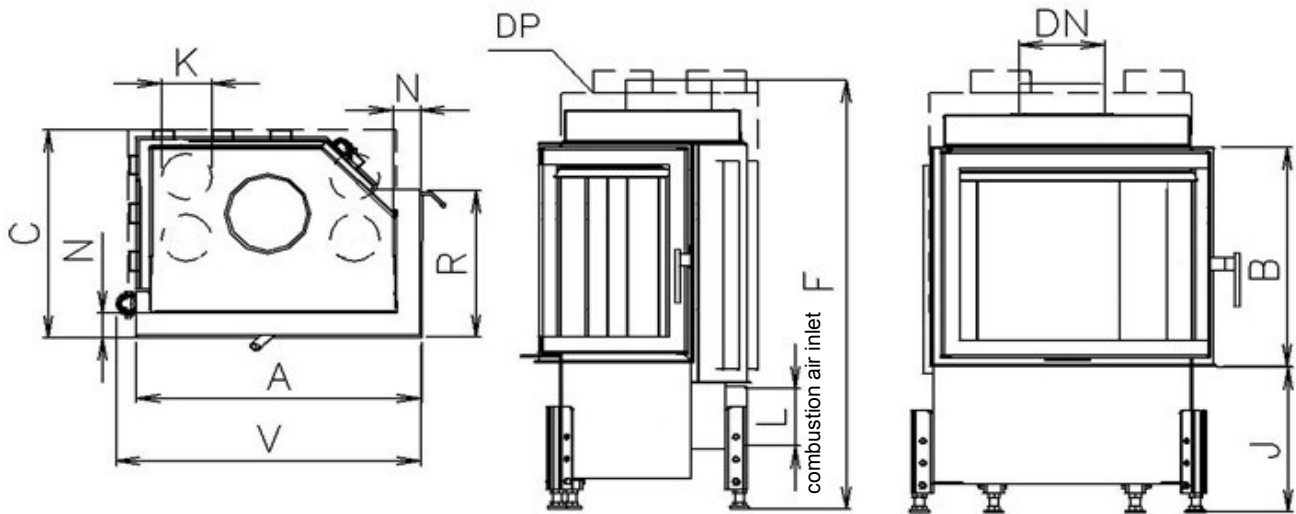


KAZETA R90 60 LD 600/450,510-S/330 (L/P)

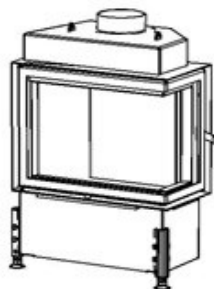
Low-energy range 60

Low-energy fireplace insert


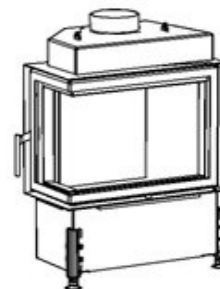
Sizes			KAZETA R90 60 LD 600/450- S/330 (L/P)	KAZETA R90 60 LD 600/510- S/330 (L/P)
1	A	mm	600	
2	F	mm	960	1020
3	C	mm	470	
4	DN	Ø mm	180	
5	B	mm	570	
6	FF	mm		
7	R	mm	330	
8	V	mm	655	
9	H	mm		
10	J	mm	325 + /160/	
11	K	Ø mm	4x125	
12	L	Ø mm	125	
13	M	mm		
14	N	mm	50	

Basic design:

Thermodynamic Hearth
 Segment chamotte lining
 Glass Classic
 Inox control grip-handle RP2
 Environmentally friendly varnish



KAZETA R90 -S/330 P



KAZETA R90 -S/330 L

Technical parameters			
1	Nominal heat output	kW	6,0
2	Pressure required	Pa	12
3	Average efficiency	%	77,6
4	Average flue gas temperature	°C	252
5	Wood consumption	kg/h	2
6	Consumption of combustion air	m ³ /hod	18
7	Emission of CO to 13% O ₂	%	0,1
8	Flue gas mass flow	g/s	6,4
9	Weight	kg	175
10	Required min. cross section for circulating air - INPUT	cm ²	200
11	Required min. cross section for circulating air - OUTPUT	cm ²	300
12	Three-component insulated chimney - active height 6 m	Ø cm	160
13	Character of building construction with fireplace insert	warm air convection	Yes
		heat storage without conv	Yes

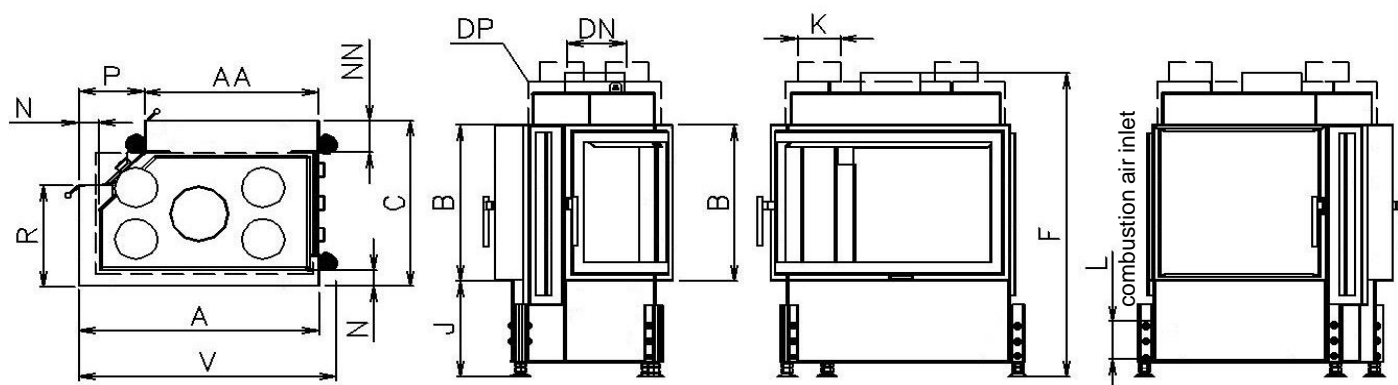
Optional accessories:

Cover frame (KR)
 Glass Reflex (SR)
 Black printed glass (SM)
 Black printed glass Reflex (SMR)
 External ashtray (VOP)
 Lower hearth (ZO)
 Convectional casing (DP)
 Rear feeding door (PD)
 Vertical heat-storing panel (AZ)
 Heat accumulation quadrant (APO)
 Divided door (LD2)

Test Method: ČSN EN 1322/A2:2007, FprEN16510-1, FprEN16510-2-2

Fireplace complies with the requirements: EN 13229, DIN +, BlmSchV-Stufe 2, Commission Regulation (EU) č. 2015/1185 Ecodesign requirements


KOBOK reserves the right to change dimensions and parameters described in these sheets. The current edition can be downloaded from www.KOBOK.sk

Low-energy fireplace insert


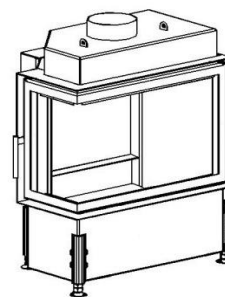
Sizes			KAZETA R90 60 LD 600/450- S/330 (L/P) PD 400/450	KAZETA R90 60 LD 600/510- S/330 (L/P) PD 400/510
1	A	mm	600	
2	F	mm	960	1020
3	C	mm	500	
4	DN	Ø mm	180	
5	B	mm	450	510
6	P	mm	200	
7	R	mm	330	
8	AA	mm	400	
9	P	mm	200	
10	J	mm	325 + /160/	
11	K	Ø mm	4x125	
12	L	Ø mm	125	
13	NN	mm	70	
14	N	mm	50	
15	V	mm	655	

Basic design:

Thermodynamic Hearth
 Segment chamotte lining
 Glass Classic
 Inox control grip-handle RP2
 Environmentally friendly varnish



KAZETA R90-S/330 P PD 400



KAZETA R90-S/330 L PD 400

Technical parameters			
1	Nominal heat output	kW	6,0
2	Pressure required	Pa	12
3	Average efficiency	%	77,6
4	Average flue gas temperature	°C	252
5	Wood consumption	kg/h	2
6	Consumption of combustion air	m ³ /h	18
7	Emission of CO to 13% O ₂	%	0,1
8	Flue gas mass flow	g/s	6,4
9	Weight	kg	190
10	Required min. cross section for circulating air - INPUT	cm ²	200
11	Required min. cross section for circulating air - OUTPUT	cm ²	300
12	Three-component insulated chimney - active height 6 m	Ø cm	160
13	Character of building construction with fireplace insert	warm air convection	Yes
		heat storage without conv	Yes

Optional accessories:

Cover frame (KR)
 Glass Reflex (SR)
 Black printed glass (SM)
 Black printed glass Reflex (SMR)
 Lower hearth (ZO)
 Convectional casing (DP)
 Heat accumulation quadrant (APO)

Test Method: ČSN EN 1322/A2:2007, FprEN16510-1, FprEN16510-2-2

Fireplace complies with the requirements: EN 13229, DIN +, BlmSchV-Stufe 2, Commission Regulation (EU) č. 2015/1185 Ecodesign requirements

KOBOK reserves the right to change dimensions and parameters described in these sheets. The current edition can be downloaded from www.KOBOK.sk