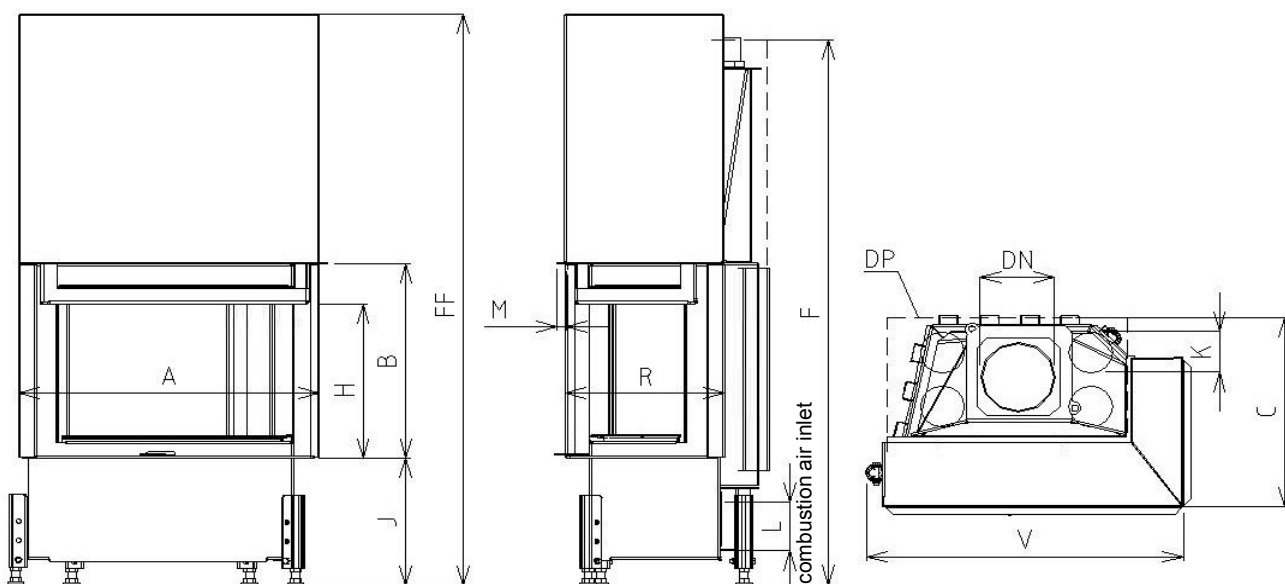


CHOPOK R90 73 VD 780/450,510,570-S/380(L/P)

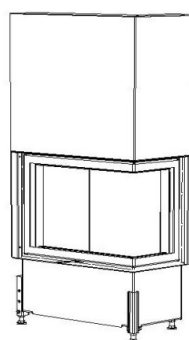
Range 73



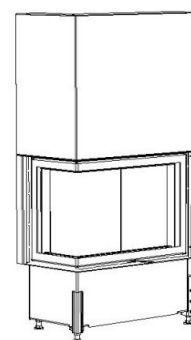
Sizes		CHOPOK R90 73 VD 780/450- S/380(L/P)	CHOPOK R90 73 VD 780/510- S/380(L/P)	CHOPOK R90 73 VD 780/570- S/380(L/P)	
1	A	mm	780		
2	F	mm	1350	1410	1470
3	C	mm	480		
4	DN	Ø mm	180		
5	B	mm	450	510	570
6	FF	mm	1350	1470	1590
7	R	mm	380		
8	V	mm	835		
9	H	mm	315	375	435
10	J	mm	325 + /160/		
11	K	Ø mm	4x125		
12	L	Ø mm	125		
13	M	mm	20		
14	N	mm			

Basic design:

Thermodynamic Hearth
 Segment chamotte lining (SO)
 Glass Classic
 Inox control grip-handle MP2
 Enviromentally friendly varnish



CHOPOK R90 -S/380 P



CHOPOK R90 -S/380 L

Technical parameters			
1	Nominal heat output	kW	10,5
2	Pressure required	Pa	12
3	Average efficiency	%	81,5
4	Average flue gas temperature	°C	243
5	Wood consupcion	kg/h	3,3
6	Consumption of combustion air	m3/h	32
7	Emission of CO to 13% O2	%	0,1
8	Flue gas mass flow	g/s	9,9
9	Weight	kg	280
10	Required min. cross section for circulating air - INPUT	cm ²	325
11	Required min. cross section for circulating air - OUTPUT	cm ²	525
12	Three-component insulated chimney - active height 5 m	Ø cm	180
13	Character of building construction with fireplace insert	warm air convection	Yes
		heat storage without conv	No

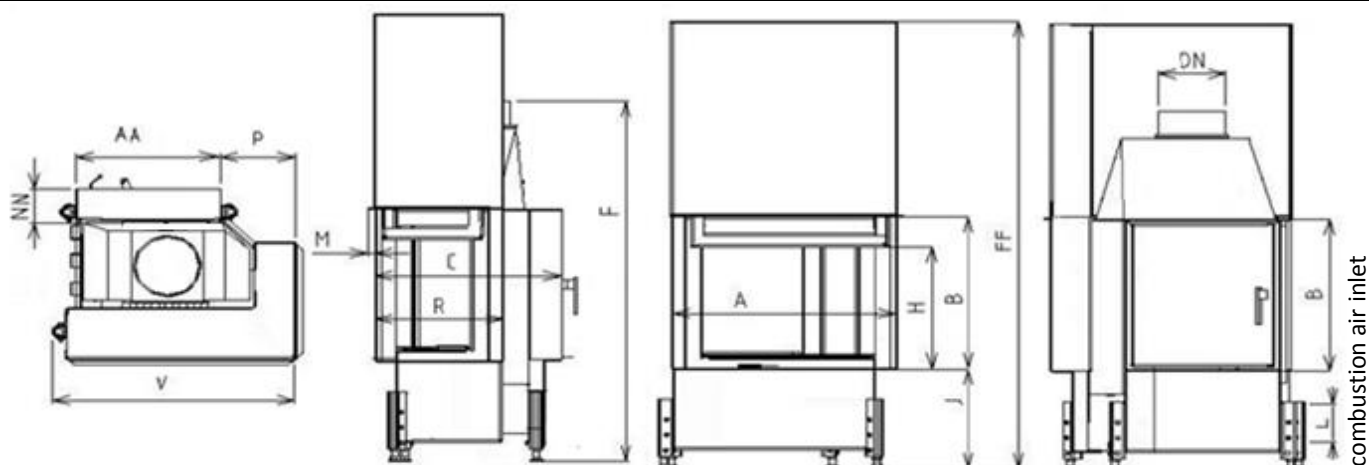
Optional accessories:

Cover frame (KR)
 Glass Reflex (SR)
 Black printed glass(SM)
 Black printed glass Reflex (SMR)
 External ashtray (VOP)
 Lower hearth (ZO)
 Rear feeding door (PD)
 Vertical heat-storing panel (AZ)

Test Method: ČSN EN 1322/A2:2007, FprEN16510-1, FprEN16510-2-2

Fireplace complies with the requirements: EN 13229, DIN +, BlmSchV-Stufe 2, Commission Regulation (EU) č. 2015/1185 Ecodesign requirements

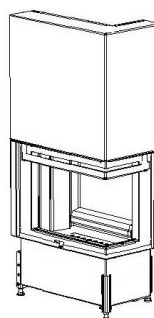
KOBOK reserves the right to change dimensions and parameters described in these sheets. The current edition can be downloaded from www.KOBOK.sk



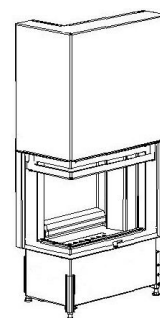
Sizes			CHOPOK R90 73 VD 780/450- S/380(L/P) PD 540/450	CHOPOK R90 73 VD 780/510- S/380(L/P) PD 540/510	CHOPOK R90 73 VD 780/570- S/380(L/P) PD 540/570
1	A	mm	780		
2	F	mm	1300	1360	1420
3	C	mm	550		
4	DN	Ø mm	180		
5	B	mm	450	510	570
6	P	mm	200		
7	R	mm	380		
8	AA	mm	540		
9	H	mm	315	375	435
10	J	mm	325 + /160/		
11	FF	mm	1350	1470	1590
12	L	Ø mm	125		
13	NN	mm	70		
14	V	mm	835		

Basic design:

Thermodynamic hearth
 Vertical fireclay VS
 Glass classic
 Stainless steel control grip-handle MP2
 Environmentally friendly varnish



CHOPOK R90 -S/330 P PD 540



CHOPOK R90 -S/330 L PD 540

Technical parameters			
1	Nominal heat output	kW	10,5
2	Pressure required	Pa	12
3	Average efficiency	%	81,5
4	Average flue gas temperature	°C	243
5	Wood consumption	kg/h	3,3
6	Consumption of combustion air	m ³ /h	32
7	Emission of CO to 13% O ₂	%	0,1
8	Flue gas mass flow	g/s	9,9
9	Weight	kg	310
10	Required min. cross section for circulating air - INPUT	cm ²	325
11	Required min. cross section for circulating air - OUTPUT	cm ²	525
12	Three-component insulated chimney - active height 4 m	Ø cm	180
13	character of building construction with fireplace insert	warm air convection	yes
		heat storage without conv.	no

Optional accessories:

Cover frame (KR)
 Black printed glass(SM)
 Lower hearth (ZO)
 Convectional casing (DP)
 Divided door (LD2)