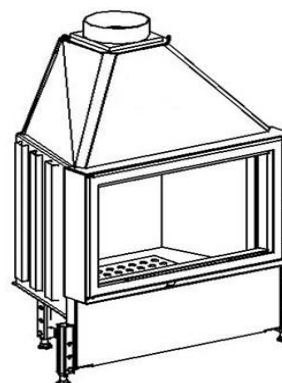


Sizes			CHOPOK L 84 LD 840/450	CHOPOK L 84 LD 840/510	CHOPOK L 84 LD 840/570
1	A	mm	840		
2	F	mm	1200	1260	1320
3	C	mm	535		
4	DN	Ø mm	200		
5	B	mm	450	510	570
6	V	mm	950		
7	R	mm			
8	AA	mm			
9	H	mm			
10	J	mm	325 + /160/		
11	K	Ø mm	4x125		
12	L	Ø mm	125		
13	M	mm			
14	N	mm	50		

Basic design:

Thermodynamic Hearth
 Segment chamotte lining (SO)
 Glass Classic
 Inox control grip-handle RP2
 Enviromentally friendly varnish



Technical parameters			
1	Nominal heat output	kW	11,5
2	Pressure required	Pa	12
3	Average efficiency	%	77
4	Average flue gas temperature	°C	255
5	Wood consuption	kg/h	3,7
6	Consumption of combustion air	m ³ /hod	35
7	Emission of CO to 13% O2	%	0,1
8	Flue gas mass flow	g/s	12,7
9	Weight	kg	255
10	Required min. cross section for circulating air - INPUT	cm ²	350
11	Required min. cross section for circulating air - OUTPUT	cm ²	575
12	Three-component insulated chimney - active height 5 m	Ø cm	180
13	Character of building construction with fireplace insert	warm air convection	Yes
		heat storage without conv	Yes

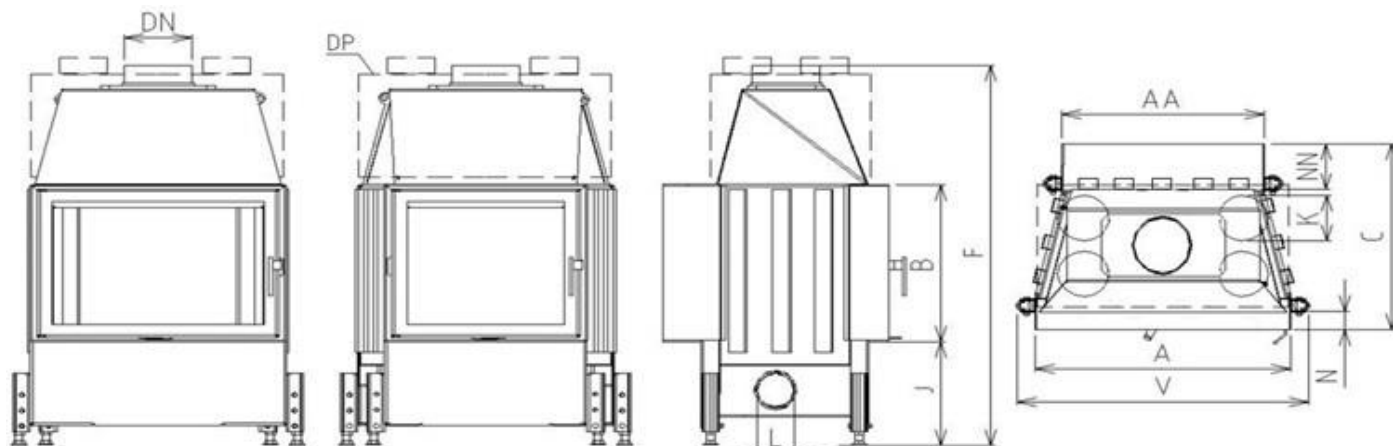
Optional accessories:

Cover frame (KR)
 Glass Reflex (SR)
 Black printed glass(SM)
 Black printed glass Reflex (SMR)
 External ashtray (VOP)
 Lower hearth (ZO)
 Convectional casing (DP)
 Rear feeding door (PD)
 Vertical heat-storing panel (AZ)
 Heat accumulation quadrant (APO)

Test Method: ČSN EN 1322/A2:2007, FprEN16510-1, FprEN16510-2-2

Fireplace complies with the requirements: EN 13229, DIN +, BImSchV-Stufe 2, Commission Regulation (EU) č. 2015/1185 Ecodesign requirements

KOBOK reserves the right to change dimensions and parameters described in these sheets. The current edition can be downloaded from www.KOBOK.sk




combustion air inlet

Sizes			CHOPOK L 84 LD 840/450 PD 650/450	CHOPOK L 84 LD 840/510 PD 650/510	CHOPOK L 84 LD 840/570 PD 650/570
1	A	mm	840		
2	F	mm	1150	1210	1270
3	C	mm	570		
4	DN	Ø mm	200		
5	B	mm	450	510	570
6	V	mm	950		
7	R	mm			
8	AA	mm	650		
9	H	mm			
10	J	mm	325 + /160/		
11	K	Ø mm	4x125		
12	L	Ø mm	125		
13	NN	mm	70		
14	N	mm	50		

Basic design:

Thermodynamic Hearth
 Segment chamotte lining (SO)
 Glass Classic
 Inox control grip-handle RP2
 Enviromentally friendly varnish



Technical parameters			
1	Nominal heat output	kW	11,5
2	Pressure required	Pa	12
3	Average efficiency	%	77
4	Average flue gas temperature	°C	255
5	Wood consupcion	kg/h	3,7
6	Consumption of combustion air	m3/h	35
7	Emission of CO to 13% O2	%	0,1
8	Flue gas mass flow	g/s	12,7
9	Weight	kg	285
10	Required min. cross section for circulating air - INPUT	cm ²	350
11	Required min. cross section for circulating air - OUTPUT	cm ²	575
12	Three-component insulated chimney - active height 6 m	Ø cm	180
13	Character of building construction with fireplace insert	warm air convection	Yes
		heat storage without conv	Yes

Optional accessories:

Cover frame (KR)
 Glass Reflex (SR)
 Black printed glass(SM)
 Black printed glass Reflex (SMR)
 External ashtray (VOP)
 Lower hearth (ZO)
 Convectional casing (DP)
 Vertical heat-storing panel (AZ)
 Heat accumulation quadrant (APO)

Test Method: ČSN EN 1322/A2:2007, FprEN16510-1, FprEN16510-2-2

Fireplace complies with the requirements: EN 13229, DIN +, BImSchV-Stufe 2, Commission Regulation (EU) č. 2015/1185 Ecodesign requirements

KOBOK reserves the right to change dimensions and parameters described in these sheets. The current edition can be downloaded from www.KOBOK.sk